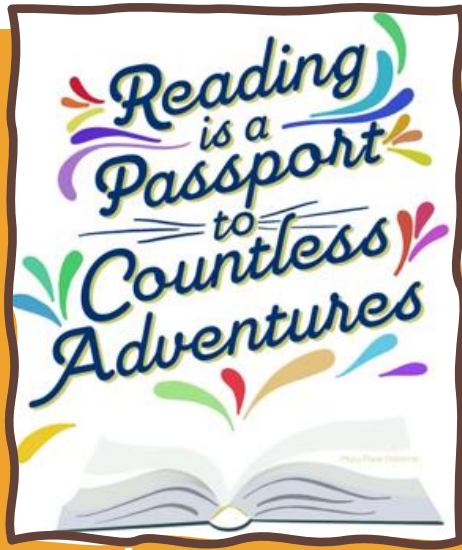


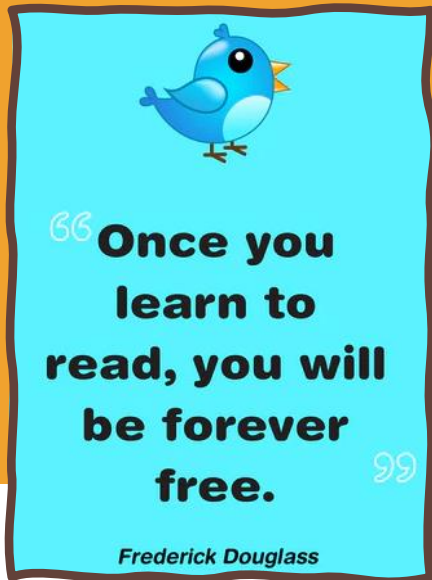


Year 3 Parent Meeting

Welcome to Year 3



Reading



- Read for **at least 10mins, 5 times a week.**
- Promote **Reading for Pleasure** – We want them to enjoy reading
- **Reading Diaries** – children can fill them in, Parent **must** sign to get the book changed
- **Talk about the book** with your child, what did they like/dislike, what will they choose next.
- Use the **library**
- **Reading styles** – Silent, Echo, Reading Aloud
- **Range of materials** – EPIC, Reading book, Free Choice /Library book, news papers, magazines, recipes, instructions, etc
- **Showbie** - Y3 Library



Spelling

 Homework 

6 assignment(s) / 1 folder(s)

 Spellings 

1 assignment(s)

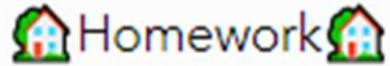
- **Half termly list** – 6 weeks in one look
 - Practice in - Homework book, Showbie Spelling folder
- **Weekly test** - Tuesday
- Learn the **Spelling Pattern** – understand that the words make this sound but have this spelling pattern.
- **Spelling Shed** – word lists are in week by week order
- **How to learn them** - Not just a case of writing the words out:
 - Read the words – what do they mean
 - Say the words in a sentence
 - Look at the spelling pattern
 - Sound out the words using spelling buttons
 - Play games – online and at home
- Keep the list **visible**

EdShed





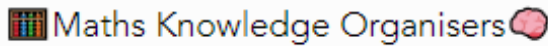
Maths



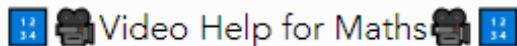
6 assignment(s) / 1 folder(s)



no due date



no due date



no due date

- **Knowledge Organisers** – First unit is Place Value
- **MyMaths** – Tasks updated at the start of each new unit
- **TTRockstars** – Excellent practice for tables – speed, accuracy and division facts
- **Real World Maths** – telling the time, weighing and measuring, days in the months, money, etc



- Independent research to match our learning units for the term

Homework

6 assignment(s) / 1 folder(s)

Optional Extras

Autumn

due January 4, 2025

Research Edgar Degas and using any media, replicate one of his famous paintings



Skeletons:
Create a picture made up of skeletons - can we tell what they are doing by the placement of the bones?



Learn to tie your shoe laces - please!



Year 3 Homework Menu

Bring in your work to show your teacher or upload to the homework folder on Showbie

Manifest Your Goals:
Think about what you are looking forward to in Year 3. What do you want to achieve?
Create a vision board and keep looking at it and tick off your Year 3 goals as you achieve them.

Autumn Watch:
Create a piece of art or presentation, recording the changes to nature in the autumn.



Travel Blog:
Imagine you are going to visit Ancient Egypt in the time of the Pharaohs - what do you expect to see on your travels?

Write / create a travel blog



Pupil Premium

In Nottinghamshire, children may be eligible for free school meals if their parents or guardians receive certain benefits, including:

- Universal Credit, with an annual net earned income of no more than £7,400
- Income Support
- Income-based Jobseeker's Allowance (JSA)
- Income-related Employment and Support Allowance (ESA)
- Support under Part VI of the Immigration and Asylum Act 1999
- The guarantee element of Pension Credit
- Child Tax Credit (with no Working Tax Credit) with an annual gross income of no more than £16,190
- Working Tax Credit run-on

You can apply for free school meals online, or by contacting Nottinghamshire County Council on 0300 500 8080. You can provide evidence of your benefits, such as a letter from the Department for Work and Pensions (DWP) or Jobcentre Plus.

<https://www.nottinghamshire.gov.uk/education/school-meals/free-school-meals-and-milk>

PDF form -

<https://www.nottinghamshire.gov.uk/media/2902138/freeschoolmealsapplicationform.pdf> but much quicker if parent able to apply online

Volunteers





Thank You

Any Questions?