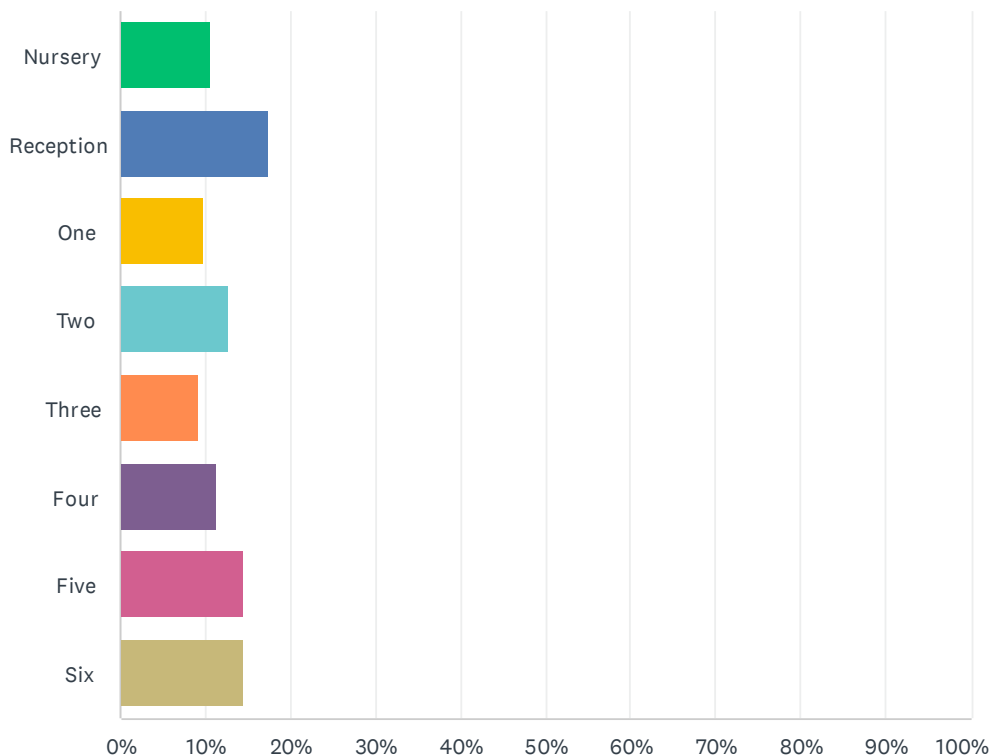


Q1 My child is in Year

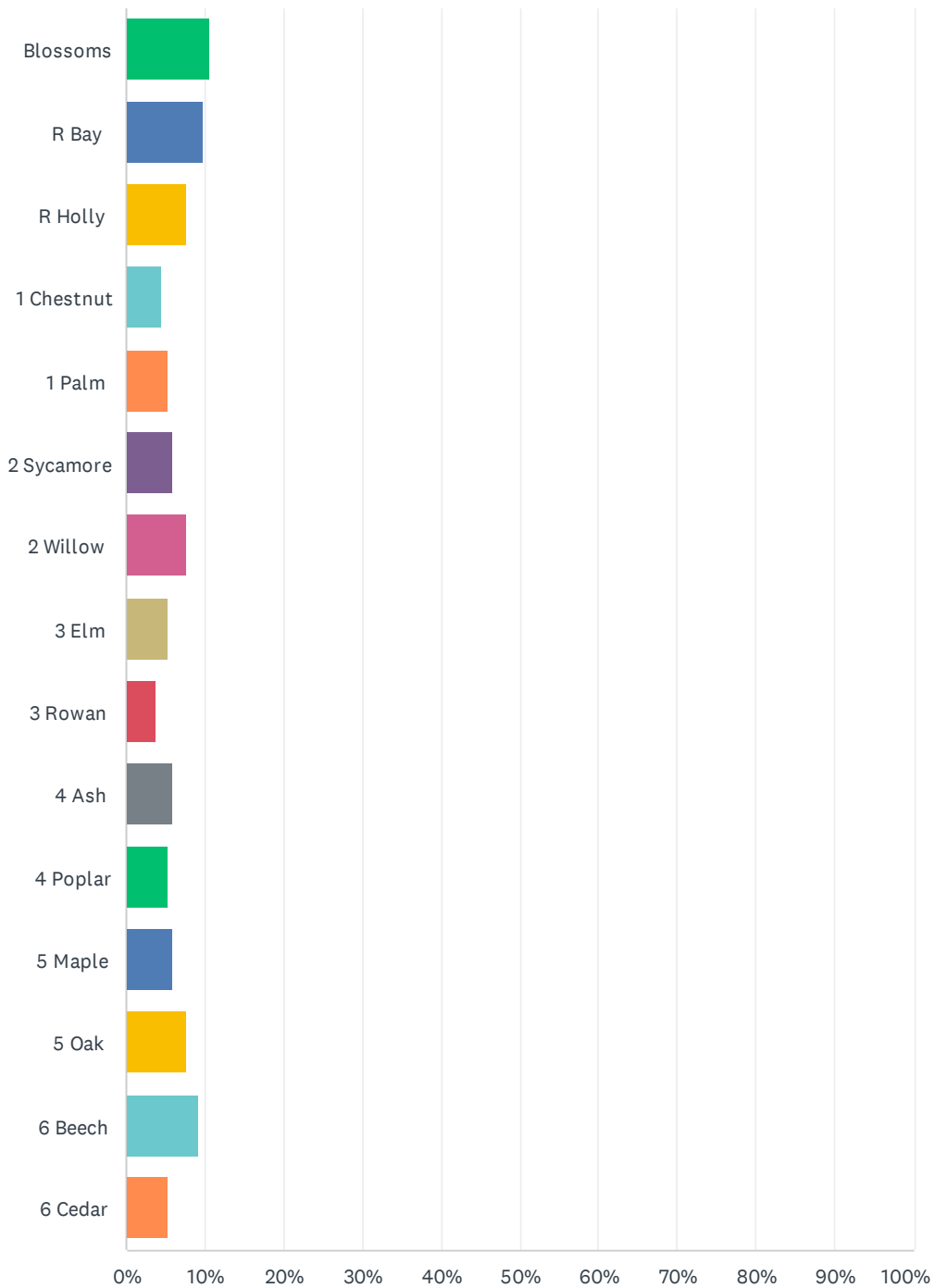
Answered: 132 Skipped: 0



ANSWER CHOICES	RESPONSES	
Nursery	10.61%	14
Reception	17.42%	23
One	9.85%	13
Two	12.88%	17
Three	9.09%	12
Four	11.36%	15
Five	14.39%	19
Six	14.39%	19
TOTAL		132

Q2 They are in class:

Answered: 132 Skipped: 0



Parkdale End of Year Feedback 2023

ANSWER CHOICES	RESPONSES	
Blossoms	10.61%	14
R Bay	9.85%	13
R Holly	7.58%	10
1 Chestnut	4.55%	6
1 Palm	5.30%	7
2 Sycamore	6.06%	8
2 Willow	7.58%	10
3 Elm	5.30%	7
3 Rowan	3.79%	5
4 Ash	6.06%	8
4 Poplar	5.30%	7
5 Maple	6.06%	8
5 Oak	7.58%	10
6 Beech	9.09%	12
6 Cedar	5.30%	7
TOTAL		132

Q3 Child's name - (optional)

Answered: 94 Skipped: 38

Q4 Your name (optional)

Answered: 89 Skipped: 43

Q5 My child enjoys school

Answered: 132 Skipped: 0

4.4★
average rating



	STRONGLY DISAGREE	DISGREE	NEUTRAL OPINION	AGREE	STRONGLY AGREE	TOTAL	WEIGHTED AVERAGE
☆	4.55% 6	2.27% 3	5.30% 7	28.03% 37	59.85% 79	132	4.36

Q6 My child feels safe in this school

Answered: 132 Skipped: 0

4.6★
average rating



	STRONGLY DISAGREE	DISAGREE	NEUTRAL OPINION	AGREE	STRONGLY AGREE	TOTAL	WEIGHTED AVERAGE
☆	2.27% 3	0.00% 0	3.79% 5	26.52% 35	67.42% 89	132	4.57

Q7 My child has experienced bullying - defined as an abuse of power, sustained and targeted, more than a 'fall-out' - this year

Answered: 128 Skipped: 4

4.3★
average rating



	STRONGLY AGREE	AGREE	NEUTRAL OPINION	DISAGREE	STRONGLY DISAGREE	TOTAL	WEIGHTED AVERAGE
☆	2.34% 3	5.47% 7	13.28% 17	21.09% 27	57.81% 74	128	4.27

Q8 If you reported bullying, please rate the school's response

Answered: 132 Skipped: 0

4.1★
average rating



	NO RESPONSE	UNSATISFACTORY	NEUTRAL OPINION	GOOD - THOUGH THE ISSUE WAS NOT RESOLVED	GOOD - THE ISSUE WAS RESOLVED	N/A	TOTAL	WEIGHTED AVERAGE
☆	0.00% 0	3.03% 4	1.52% 2	1.52% 2	9.09% 12	84.85% 112	132	4.10

Q9 If you have gone to our staff with a pastoral care or wellbeing matter
 - Teachers, Support staff or Pastoral/Special Needs Team - have you
 found the response:

Answered: 132 Skipped: 0

2.7★
 average rating



	UNSUPPORTIVE	NEUTRAL	SUPPORTIVE	N/A	TOTAL	WEIGHTED AVERAGE
☆	4.55% 6	5.30% 7	33.33% 44	56.82% 75	132	2.67

Q10 Behaviour in the school is good

Answered: 131 Skipped: 1

4.5★
average rating



	STRONGLY DISAGREE	DISAGREE	NEUTRAL OPINION	AGREE	STRONGLY AGREE	TOTAL	WEIGHTED AVERAGE
☆	0.00% 0	0.00% 0	10.69% 14	29.01% 38	60.31% 79	131	4.50

Q11 Communication from the school is good

Answered: 129 Skipped: 3

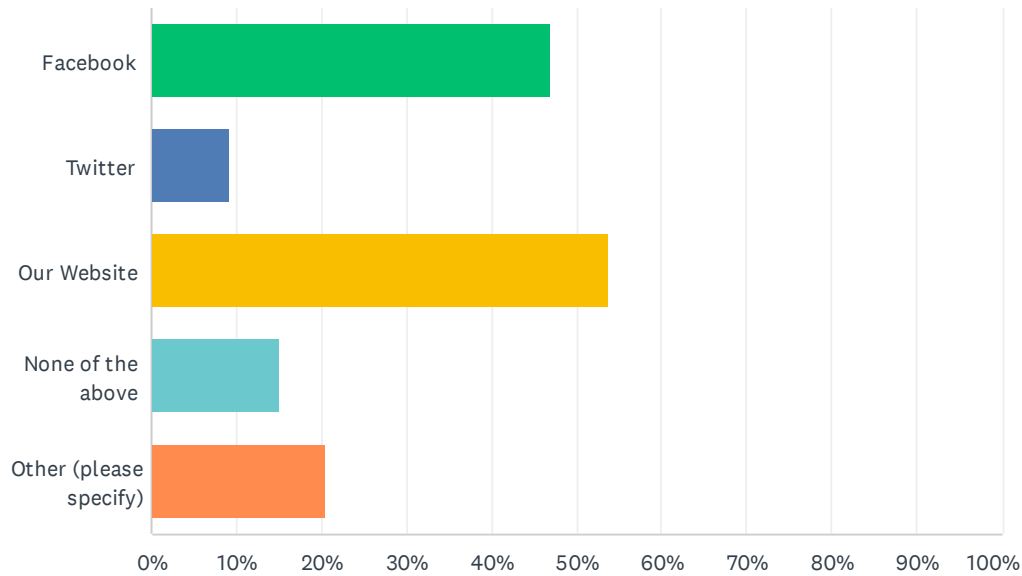
4.1★
average rating



	STRONGLY DISAGREE	DISAGREE	NEUTRAL OPINION	AGREE	STRONGLY AGREE	TOTAL	WEIGHTED AVERAGE
☆	3.10% 4	5.43% 7	13.18% 17	37.98% 49	40.31% 52	129	4.07

Q12 On which, if any, of these online platforms do you engage with us and find useful?

Answered: 132 Skipped: 0



ANSWER CHOICES	RESPONSES	
Facebook	46.97%	62
Twitter	9.09%	12
Our Website	53.79%	71
None of the above	15.15%	20
Other (please specify)	20.45%	27
Total Respondents: 132		

Q13 My child has enjoyed their topics and learning this year

Answered: 128 Skipped: 4

2.5★
average rating



	LESS THAN PREVIOUSLY	NEITHER MORE NOR LESS	MORE THAN PREVIOUSLY	N/A	TOTAL	WEIGHTED AVERAGE
☆	3.13% 4	35.94% 46	47.66% 61	13.28% 17	128	2.51

Q14 The focus on Wellbeing and Mental Health is a positive thing

Answered: 131 Skipped: 1

4.5★
average rating



	STRONGLY DISAGREE	DISAGREE	NEUTRAL OPINION	AGREE	STRONGLY AGREE	TOTAL	WEIGHTED AVERAGE
☆	1.53% 2	0.76% 1	6.11% 8	25.95% 34	65.65% 86	131	4.53

Q15 The Curriculum Enrichment offer (Transform Enrichment Diploma - TED and 50 Things To Do Before You Leave Parkdale) is a positive initiative

Answered: 129 Skipped: 3

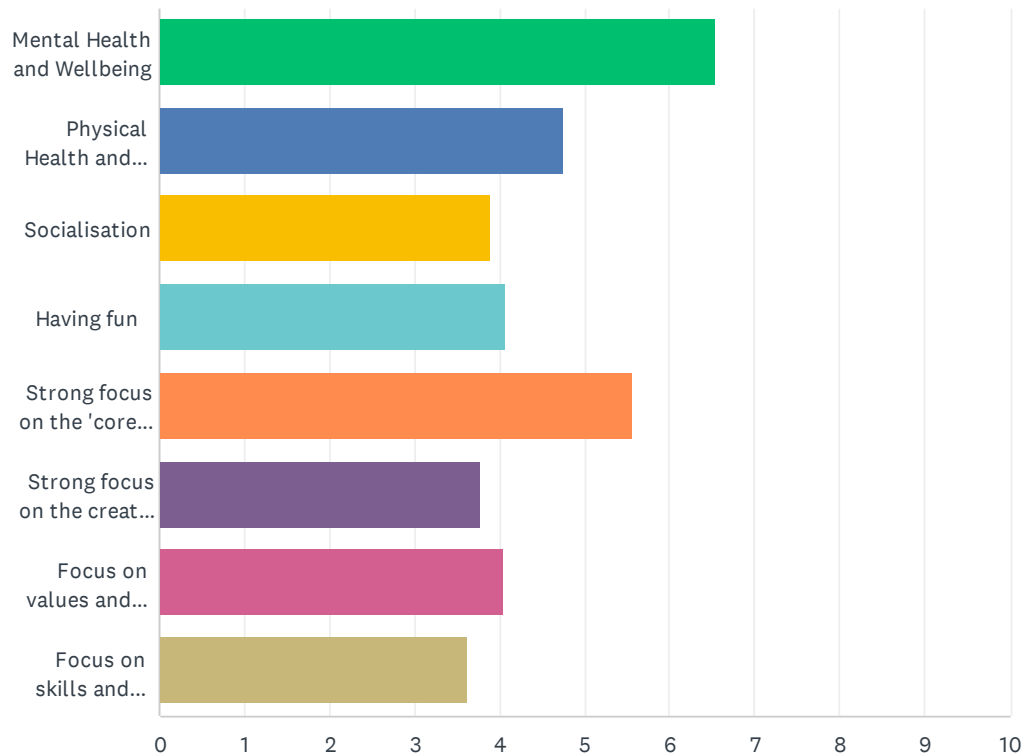
4.3★
average rating



	STRONGLY DISAGREE	DISAGREE	NEUTRAL OPINION	AGREE	STRONGLY AGREE	TOTAL	WEIGHTED AVERAGE
☆	0.78% 1	0.78% 1	13.18% 17	38.76% 50	46.51% 60	129	4.29

Q16 As we look at what we offer for next year, please rank the importance to you/your child of the following. 1 is the highest priority. Feel free to use N/A if you have no views on a line

Answered: 132 Skipped: 0

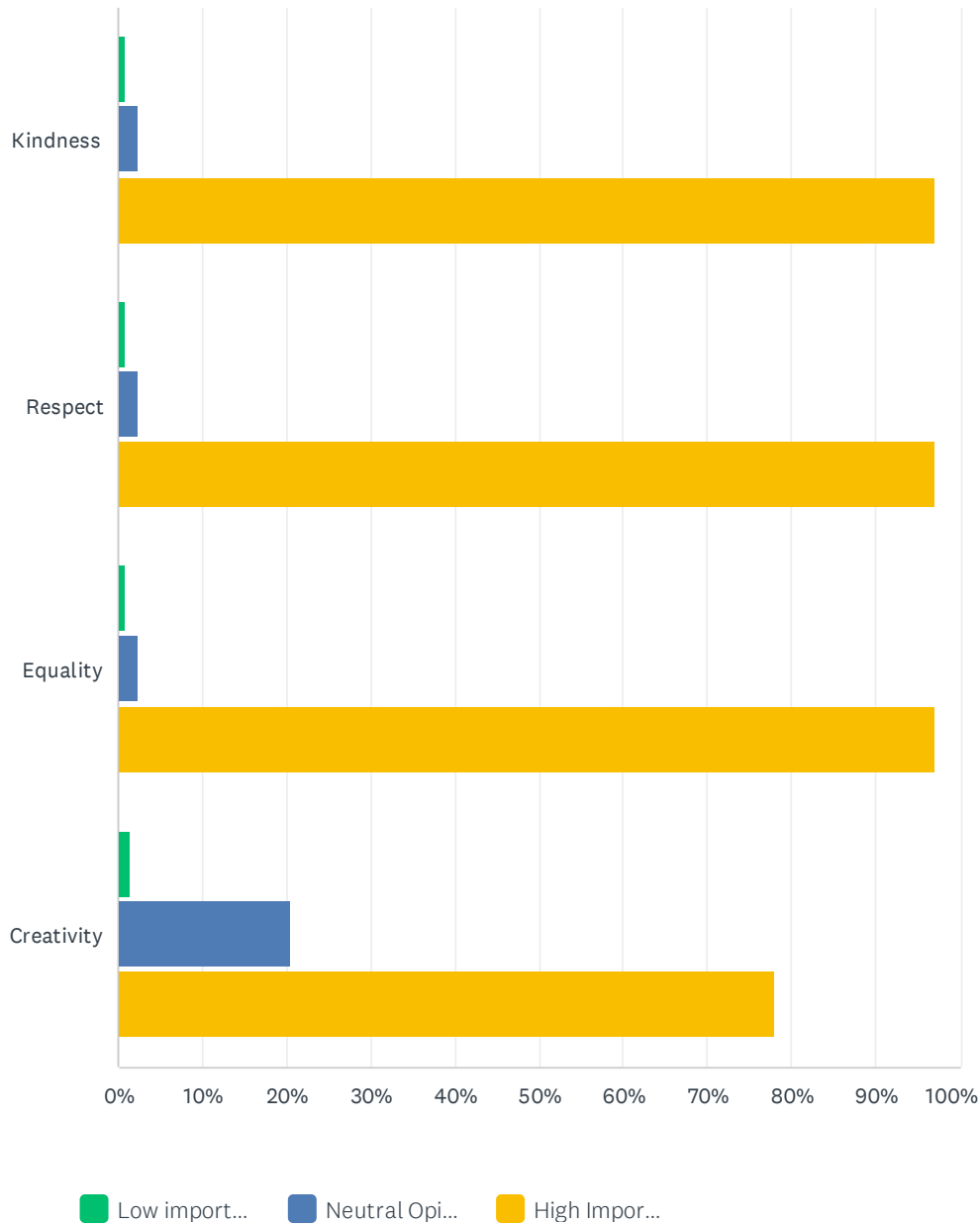


Parkdale End of Year Feedback 2023

	1	2	3	4	5	6	7	8	N/A	TOTAL	SCORE
Mental Health and Wellbeing	51.18% 65	11.81% 15	8.66% 11	9.45% 12	5.51% 7	4.72% 6	4.72% 6	1.57% 2	2.36% 3	127	6.54
Physical Health and activity	3.97% 5	19.84% 25	14.29% 18	19.05% 24	11.90% 15	11.90% 15	8.73% 11	7.14% 9	3.17% 4	126	4.75
Socialisation	3.94% 5	7.87% 10	12.60% 16	16.54% 21	12.60% 16	14.17% 18	11.81% 15	17.32% 22	3.15% 4	127	3.91
Having fun	7.09% 9	14.96% 19	8.66% 11	7.09% 9	15.75% 20	11.02% 14	15.75% 20	15.75% 20	3.94% 5	127	4.08
Strong focus on the 'core subjects' - Reading, Writing and Maths	25.20% 32	11.81% 15	21.26% 27	11.02% 14	9.45% 12	6.30% 8	7.09% 9	5.51% 7	2.36% 3	127	5.56
Strong focus on the creative and other subjects	1.55% 2	10.08% 13	9.30% 12	14.73% 19	13.18% 17	16.28% 21	18.60% 24	12.40% 16	3.88% 5	129	3.78
Focus on values and character	3.10% 4	9.30% 12	17.05% 22	9.30% 12	14.73% 19	17.05% 22	12.40% 16	12.40% 16	4.65% 6	129	4.05
Focus on skills and knowledge	4.69% 6	11.72% 15	5.47% 7	9.38% 12	13.28% 17	14.84% 19	16.41% 21	21.09% 27	3.13% 4	128	3.62

Q17 The Transform Trust values are at the heart of much of what we do. How do you rate each of the 4 values below:

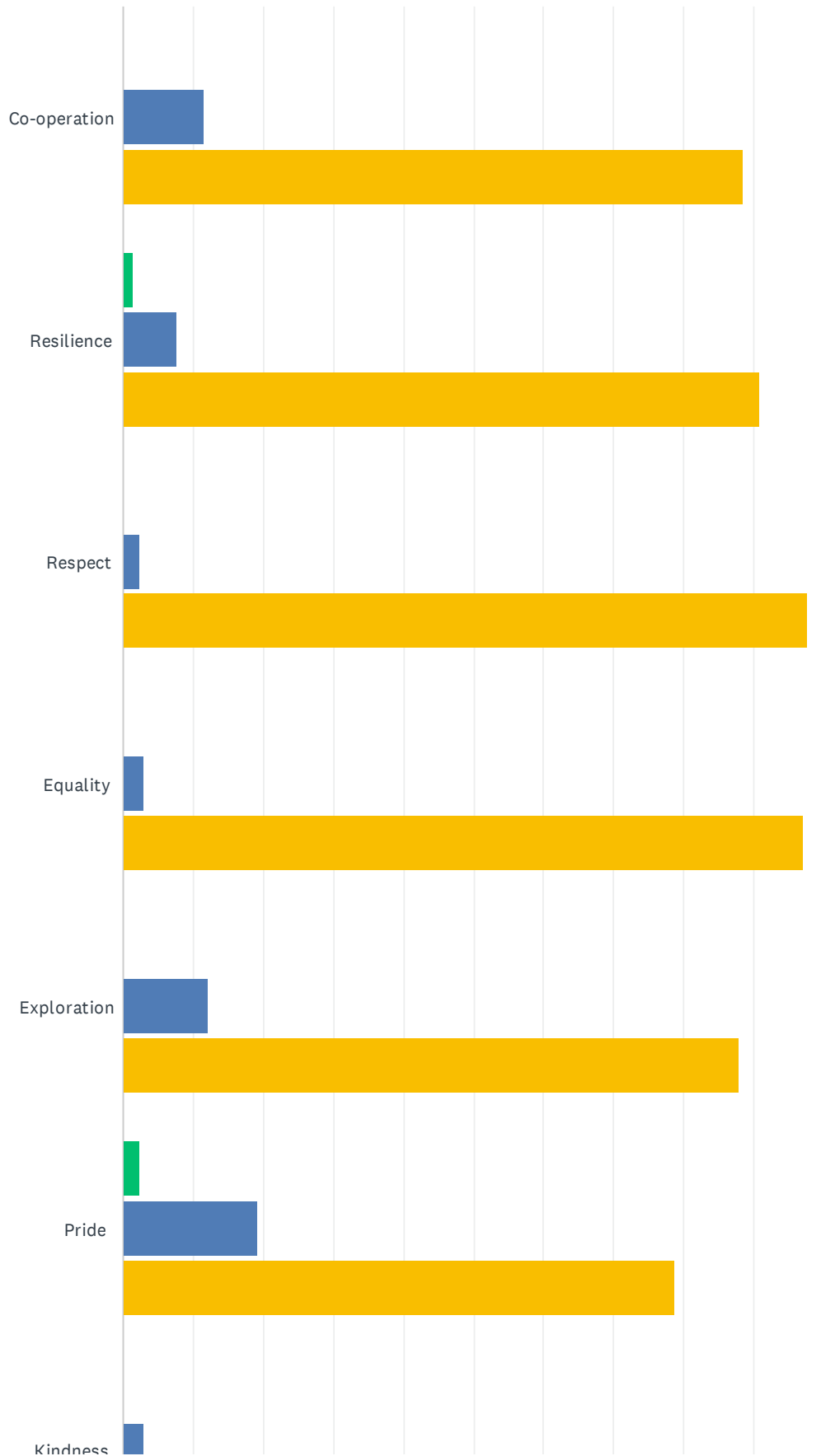
Answered: 132 Skipped: 0



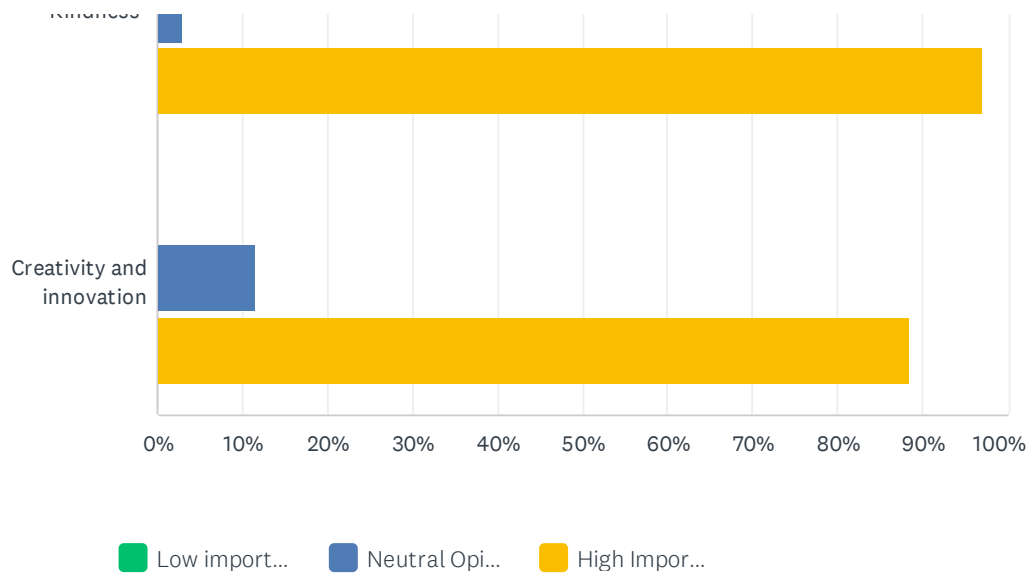
	LOW IMPORTANCE	NEUTRAL OPINION	HIGH IMPORTANCE	TOTAL	WEIGHTED AVERAGE
Kindness	0.76% 1	2.27% 3	96.97% 128	132	4.92
Respect	0.76% 1	2.27% 3	96.97% 128	132	4.92
Equality	0.76% 1	2.27% 3	96.97% 128	132	4.92
Creativity	1.52% 2	20.45% 27	78.03% 103	132	4.53

Q18 We have 'learning values' which we try to develop in the children.
How would you rate these in terms of importance to you and your child:

Answered: 131 Skipped: 1



Parkdale End of Year Feedback 2023



	LOW IMPORTANCE	NEUTRAL OPINION	HIGH IMPORTANCE	TOTAL	WEIGHTED AVERAGE
Co-operation	0.00% 0	11.45% 15	88.55% 116	131	4.77
Resilience	1.53% 2	7.63% 10	90.84% 119	131	4.79
Respect	0.00% 0	2.29% 3	97.71% 128	131	4.95
Equality	0.00% 0	3.08% 4	96.92% 126	130	4.94
Exploration	0.00% 0	12.21% 16	87.79% 115	131	4.76
Pride	2.29% 3	19.08% 25	78.63% 103	131	4.53
Kindness	0.00% 0	3.08% 4	96.92% 126	130	4.94
Creativity and innovation	0.00% 0	11.45% 15	88.55% 116	131	4.77

Q19 My child receives homework appropriate for their age

Answered: 127 Skipped: 5

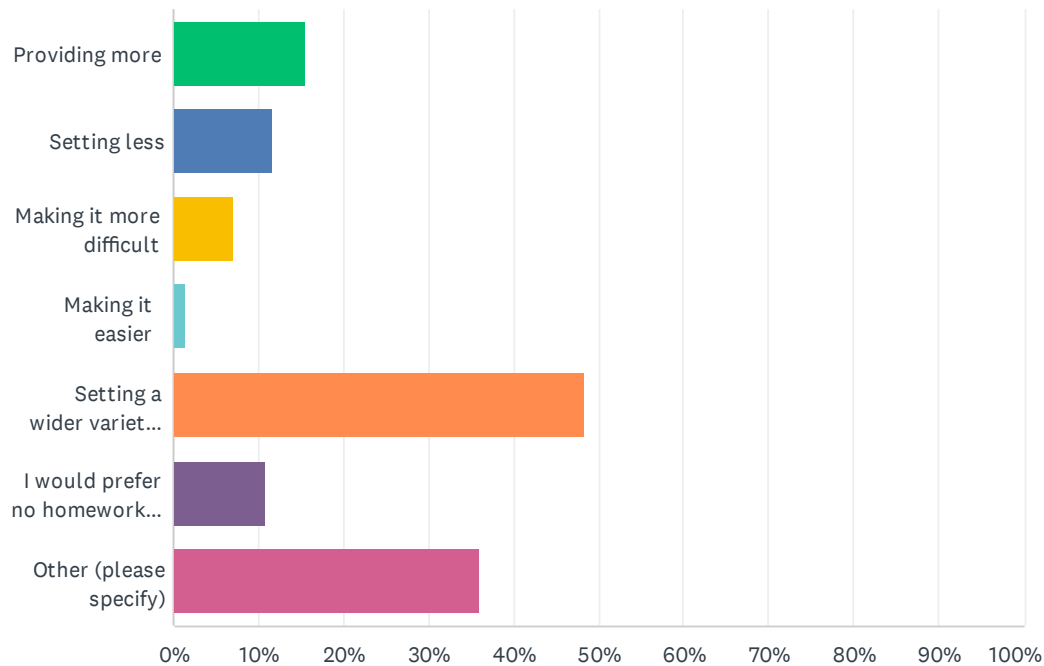
3.9★
average rating



	STRONGLY DISAGREE	DISAGREE	NEUTRAL OPINION	AGREE	STRONGLY AGREE	TOTAL	WEIGHTED AVERAGE
☆	2.36% 3	8.66% 11	19.69% 25	40.16% 51	29.13% 37	127	3.85

Q20 Homework could be improved by:

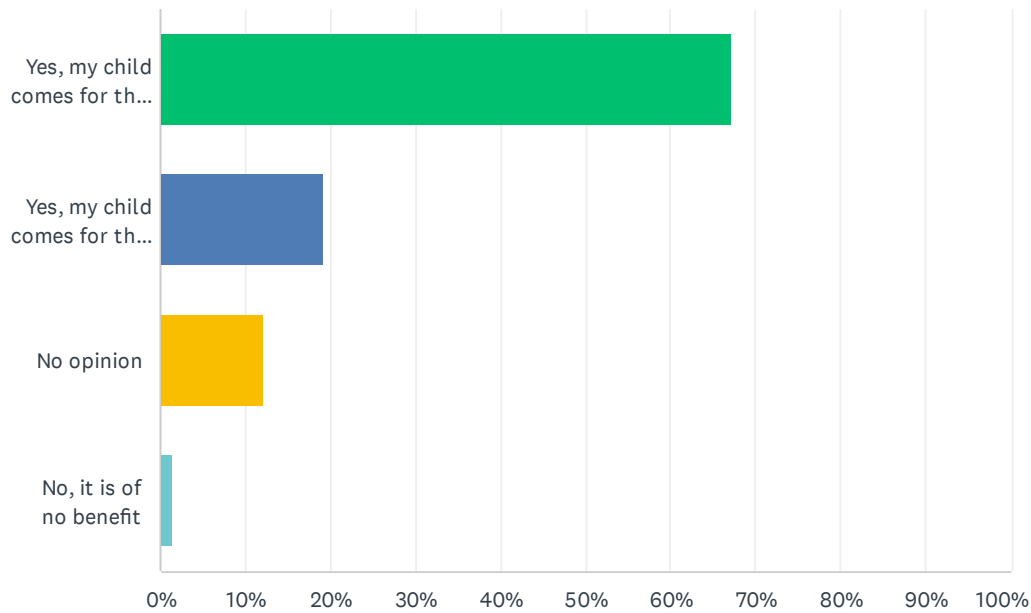
Answered: 128 Skipped: 4



ANSWER CHOICES	RESPONSES	
Providing more	15.63%	20
Setting less	11.72%	15
Making it more difficult	7.03%	9
Making it easier	1.56%	2
Setting a wider variety of tasks	48.44%	62
I would prefer no homework whatsoever	10.94%	14
Other (please specify)	35.94%	46
Total Respondents: 128		

Q21 I find the early start option (8:25) useful

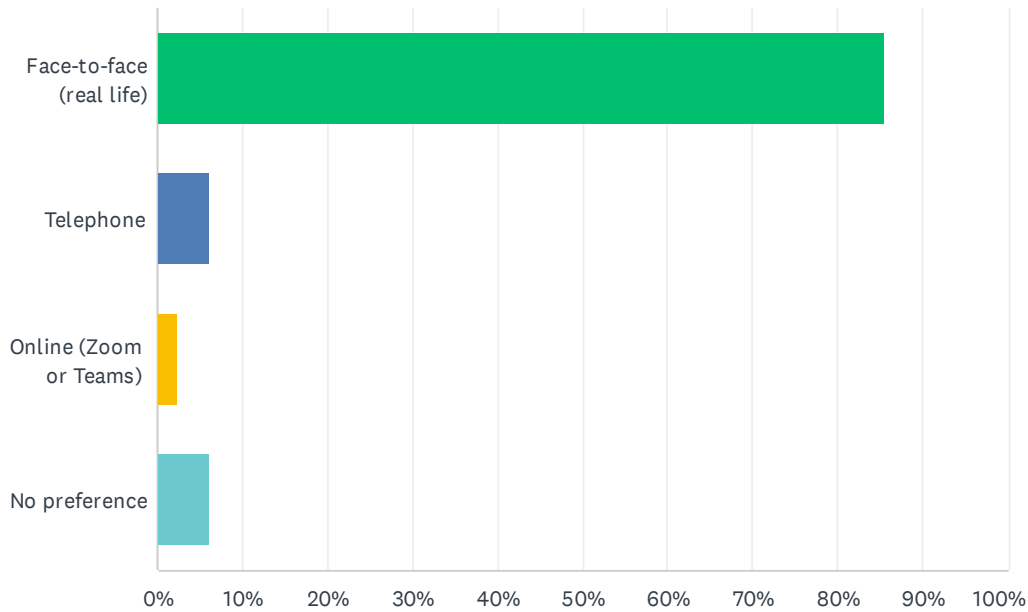
Answered: 131 Skipped: 1



ANSWER CHOICES	RESPONSES	
Yes, my child comes for the first bell (mostly or always)	67.18%	88
Yes, my child comes for the early start as and when it suits us	19.08%	25
No opinion	12.21%	16
No, it is of no benefit	1.53%	2
TOTAL		131

Q22 Which format of parent-teacher consultation ('parents' evening') do you prefer?

Answered: 131 Skipped: 1



ANSWER CHOICES	RESPONSES	
Face-to-face (real life)	85.50%	112
Telephone	6.11%	8
Online (Zoom or Teams)	2.29%	3
No preference	6.11%	8
TOTAL		131

Q23 The availability of ipads to support learning is a positive feature of the Parkdale offer.

Answered: 130 Skipped: 2

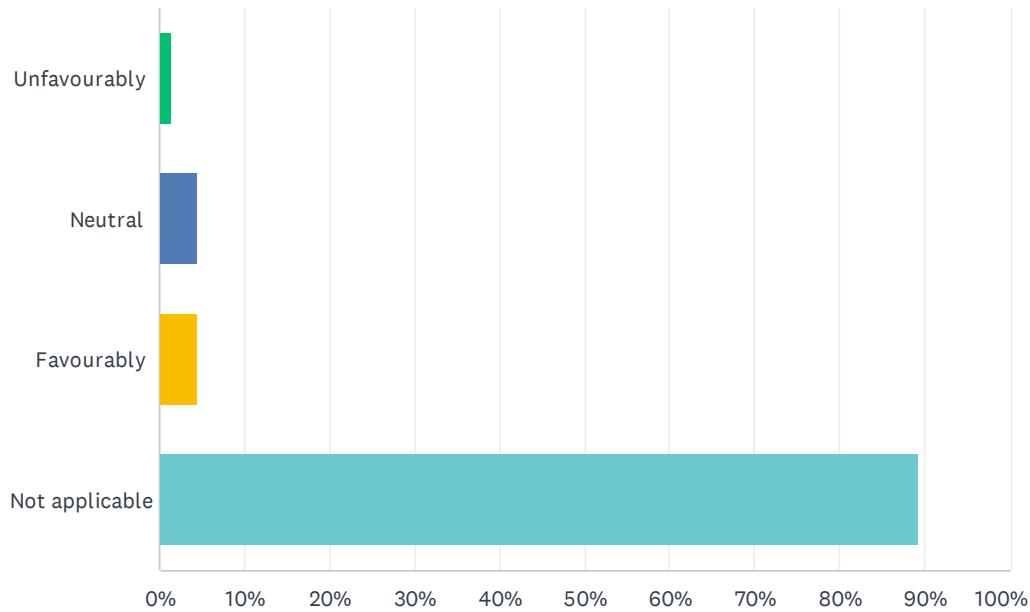
4.3★
average rating



	STRONGLY DISAGREE	DISAGREE	NEUTRAL OPINION	AGREE	STRONGLY AGREE	TOTAL	WEIGHTED AVERAGE
☆	5.38% 7	1.54% 2	14.62% 19	18.46% 24	60.00% 78	130	4.26

Q24 Has your child attended another primary school? If so, how does Parkdale compare?

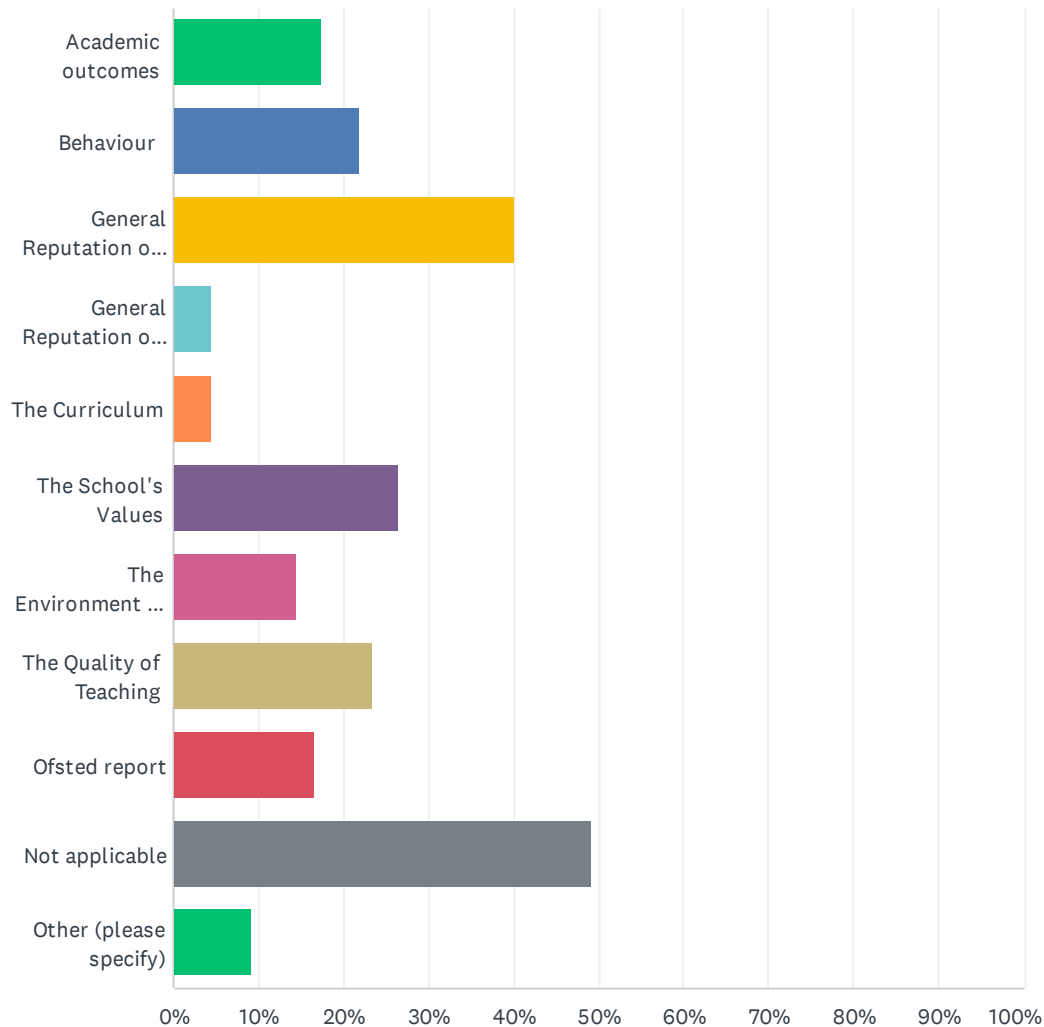
Answered: 132 Skipped: 0



ANSWER CHOICES	RESPONSES	
Unfavourably	1.52%	2
Neutral	4.55%	6
Favourably	4.55%	6
Not applicable	89.39%	118
TOTAL		132

Q25 If you have chosen to send your child to Parkdale over another school - perhaps you live out of our catchment or have even moved to be in it - what led you to choose us?

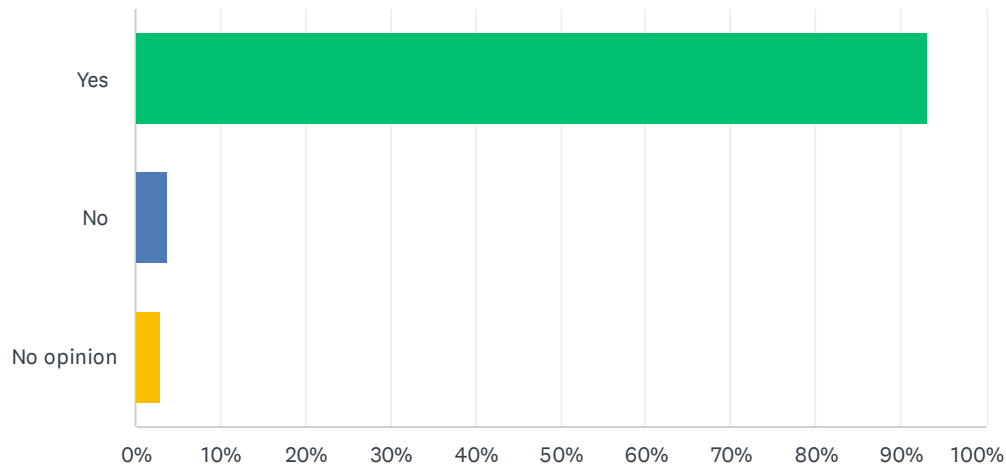
Answered: 132 Skipped: 0



ANSWER CHOICES	RESPONSES	
Academic outcomes	17.42%	23
Behaviour	21.97%	29
General Reputation of the school	40.15%	53
General Reputation of Transform	4.55%	6
The Curriculum	4.55%	6
The School's Values	26.52%	35
The Environment and Facilities	14.39%	19
The Quality of Teaching	23.48%	31
Ofsted report	16.67%	22
Not applicable	49.24%	65
Other (please specify)	9.09%	12
Total Respondents: 132		

Q26 Would you recommend Parkdale to another parent/carers?

Answered: 132 Skipped: 0



ANSWER CHOICES	RESPONSES	
Yes	93.18%	123
No	3.79%	5
No opinion	3.03%	4
TOTAL		132

Q27 Thank you for your time. We will collate the results over the Summer and report back to you when we return in the Autumn. Remember, you can contact your child's class teacher by email if you need to raise any issues from this survey or comment on their report. Alternatively, please feel free to leave any further comments or messages here:

Answered: 46 Skipped: 86