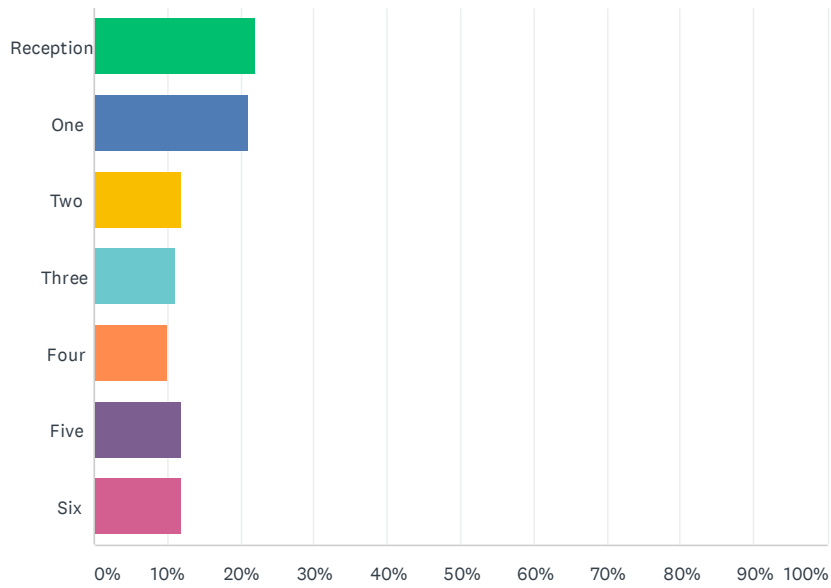


Q1 My child is in Year

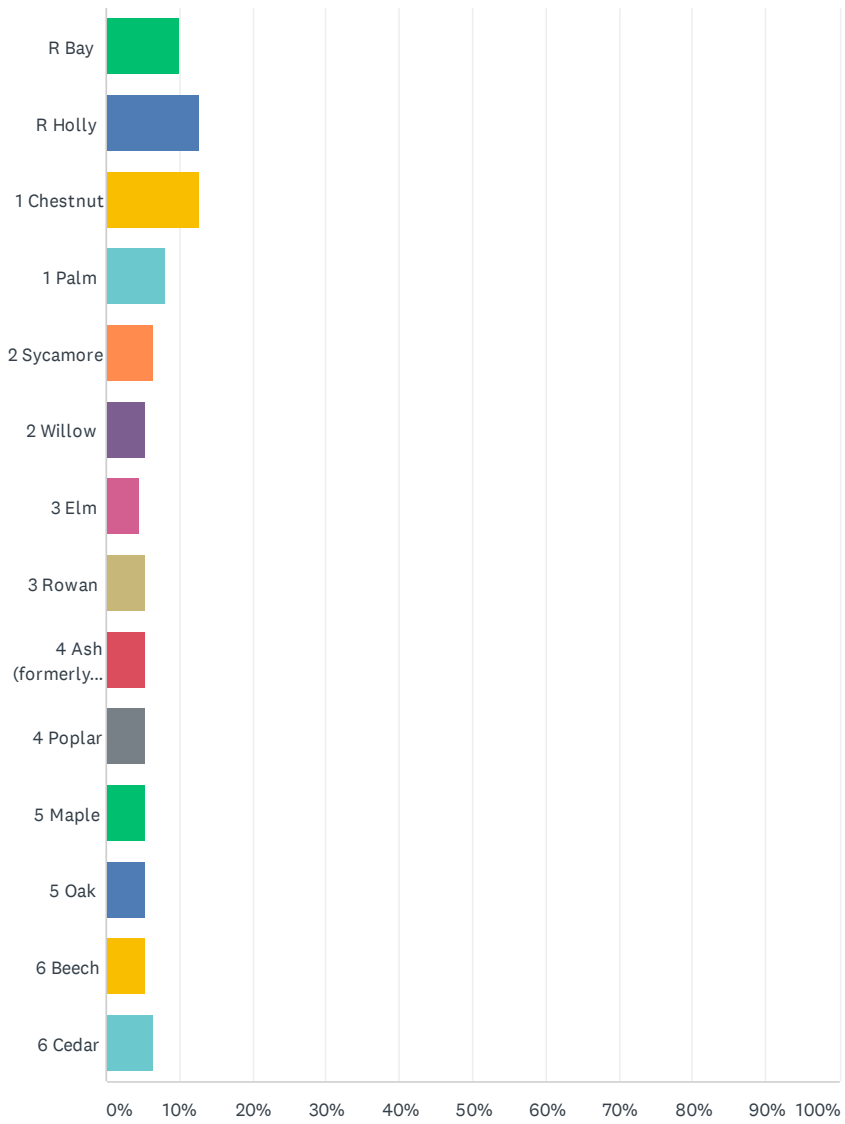
Answered: 109 Skipped: 0



ANSWER CHOICES	RESPONSES	
Reception	22.02%	24
One	21.10%	23
Two	11.93%	13
Three	11.01%	12
Four	10.09%	11
Five	11.93%	13
Six	11.93%	13
TOTAL		109

Q2 They are in class:

Answered: 109 Skipped: 0



End of Year Feedback

ANSWER CHOICES	RESPONSES	
R Bay	10.09%	11
R Holly	12.84%	14
1 Chestnut	12.84%	14
1 Palm	8.26%	9
2 Sycamore	6.42%	7
2 Willow	5.50%	6
3 Elm	4.59%	5
3 Rowan	5.50%	6
4 Ash (formerly Bonsai)	5.50%	6
4 Poplar	5.50%	6
5 Maple	5.50%	6
5 Oak	5.50%	6
6 Beech	5.50%	6
6 Cedar	6.42%	7
TOTAL		109

Q3 Child's name - (optional)

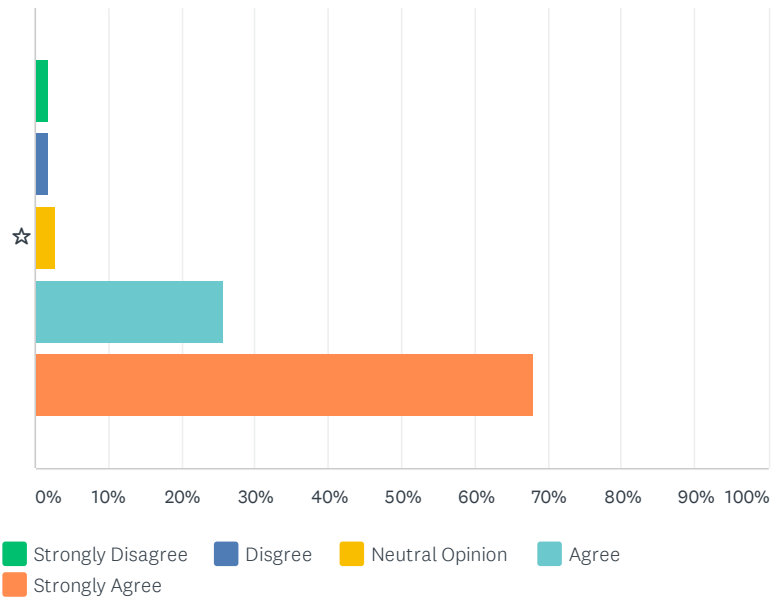
Answered: 80 Skipped: 29

Q4 Your name (optional)

Answered: 77 Skipped: 32

Q5 My child enjoys school

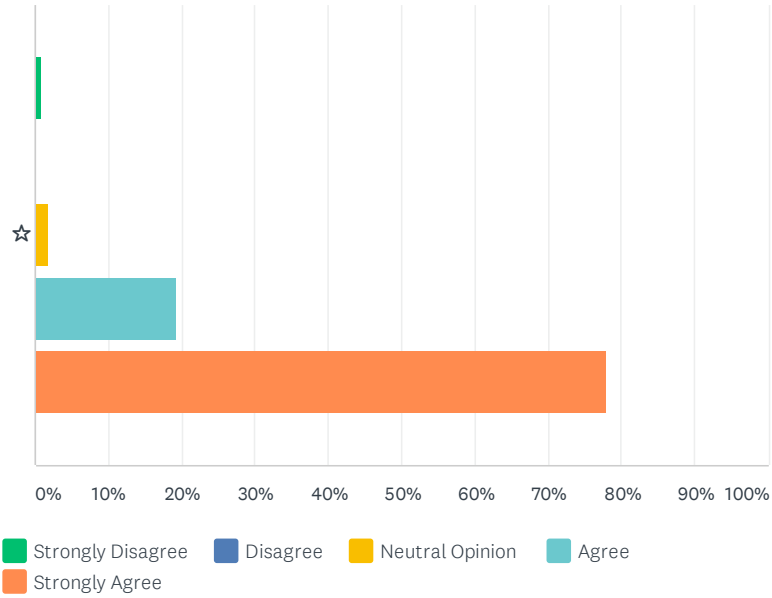
Answered: 109 Skipped: 0



	STRONGLY DISAGREE	DISGREE	NEUTRAL OPINION	AGREE	STRONGLY AGREE	TOTAL	WEIGHTED AVERAGE
☆	1.83% 2	1.83% 2	2.75% 3	25.69% 28	67.89% 74	109	4.56

Q6 My child feels safe in this school

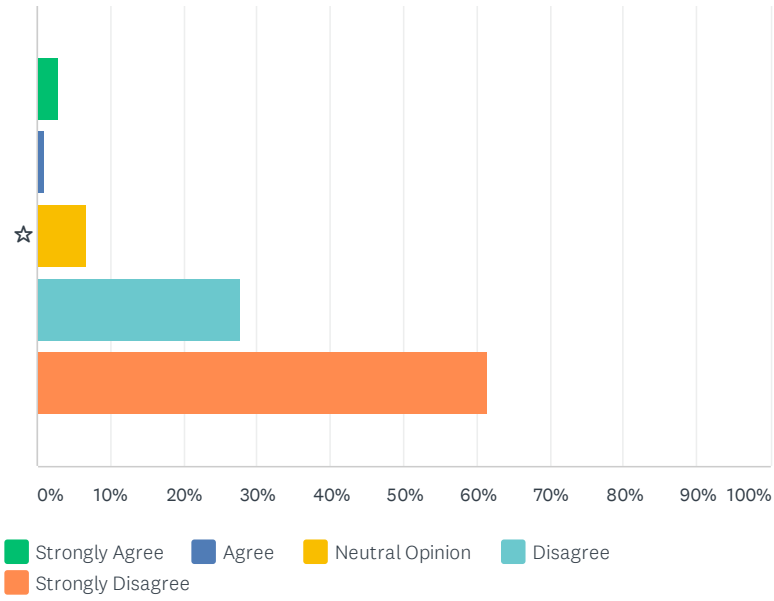
Answered: 109 Skipped: 0



	STRONGLY DISAGREE	DISAGREE	NEUTRAL OPINION	AGREE	STRONGLY AGREE	TOTAL	WEIGHTED AVERAGE
☆	0.92% 1	0.00% 0	1.83% 2	19.27% 21	77.98% 85	109	4.73

Q7 My child has experienced bullying - defined as an abuse of power, sustained and targeted, more than a 'fall-out' - this year

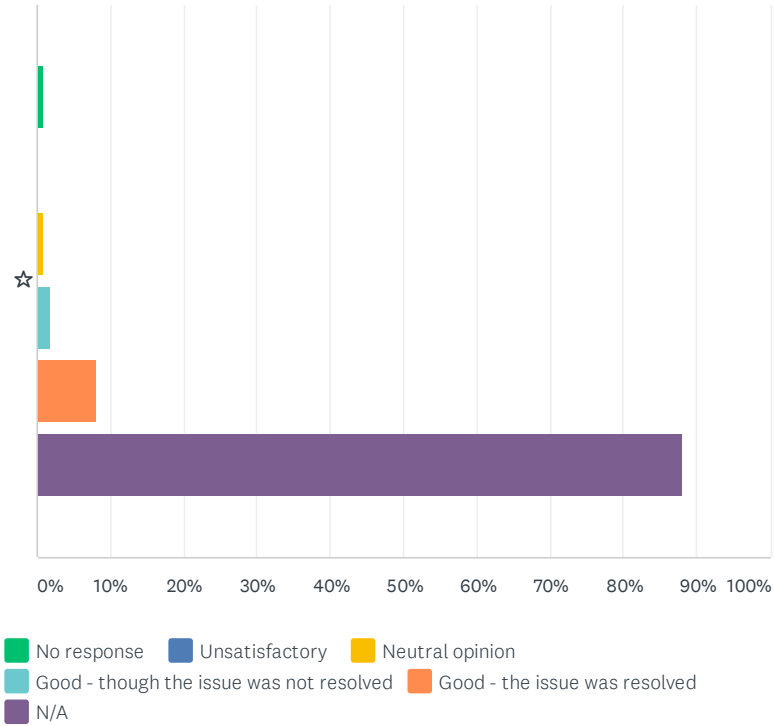
Answered: 104 Skipped: 5



	STRONGLY AGREE	AGREE	NEUTRAL OPINION	DISAGREE	STRONGLY DISAGREE	TOTAL	WEIGHTED AVERAGE
☆	2.88%	0.96%	6.73%	27.88%	61.54%	104	4.44
	3	1	7	29	64		

Q8 If you reported bullying, please rate the school's response

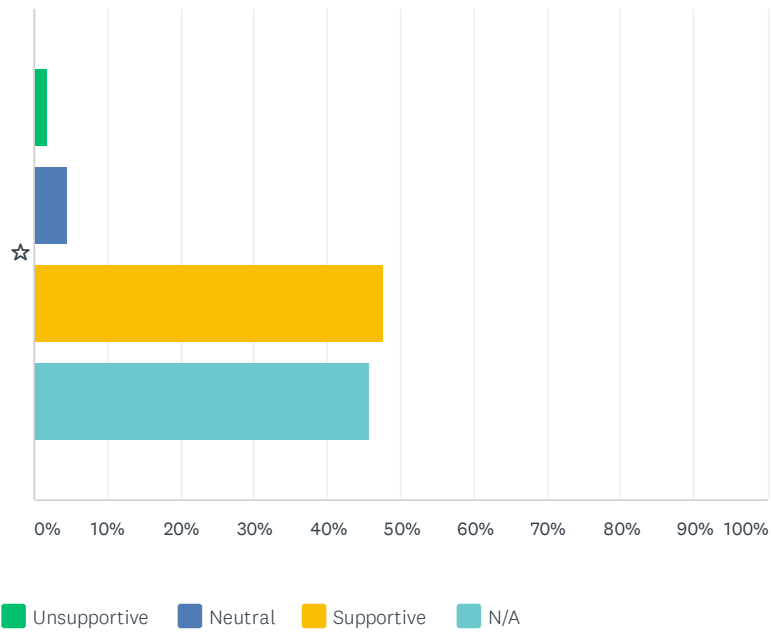
Answered: 109 Skipped: 0



	NO RESPONSE	UNSATISFACTORY	NEUTRAL OPINION	GOOD - THOUGH THE ISSUE WAS NOT RESOLVED	GOOD - THE ISSUE WAS RESOLVED	N/A	TOTAL	WEIGHTED AVERAGE
☆	0.92% 1	0.00% 0	0.92% 1	1.83% 2	8.26% 9	88.07% 96	109	4.38

Q9 If you have gone to our staff with a pastoral care or wellbeing matter
 - Teachers, Support staff or Pastoral/Special Needs Team - have you found the response:

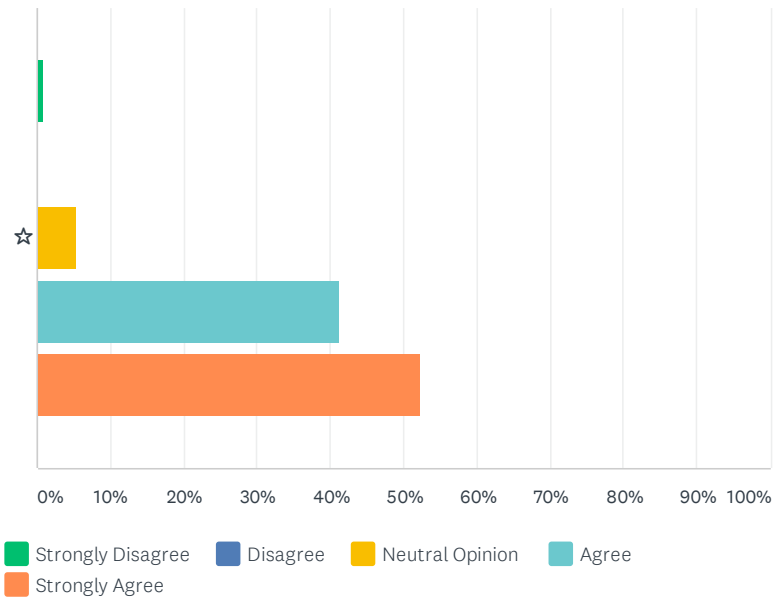
Answered: 109 Skipped: 0



	UNSUPPORTIVE	NEUTRAL	SUPPORTIVE	N/A	TOTAL	WEIGHTED AVERAGE
☆	1.83%	4.59%	47.71%	45.87%	109	2.85
	2	5	52	50		

Q10 Behaviour in the school is good

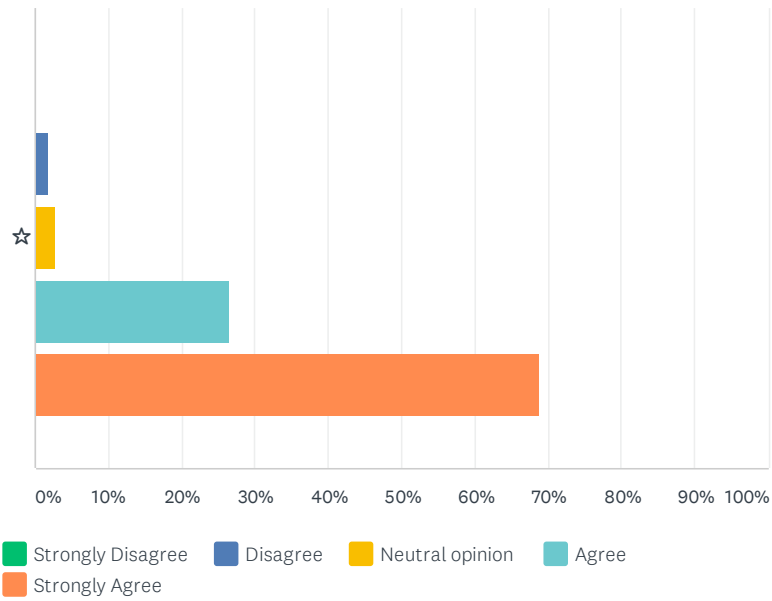
Answered: 109 Skipped: 0



	STRONGLY DISAGREE	DISAGREE	NEUTRAL OPINION	AGREE	STRONGLY AGREE	TOTAL	WEIGHTED AVERAGE
☆	0.92% 1	0.00% 0	5.50% 6	41.28% 45	52.29% 57	109	4.44

Q11 Communication from the school is good

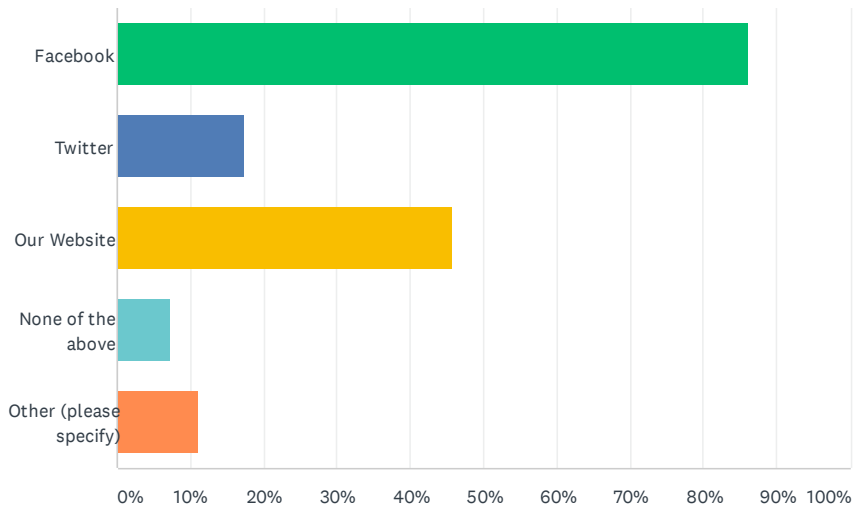
Answered: 109 Skipped: 0



	STRONGLY DISAGREE	DISAGREE	NEUTRAL OPINION	AGREE	STRONGLY AGREE	TOTAL	WEIGHTED AVERAGE
☆	0.00% 0	1.83% 2	2.75% 3	26.61% 29	68.81% 75	109	4.62

Q12 On which, if any, of these online platforms do you engage with us and find useful?

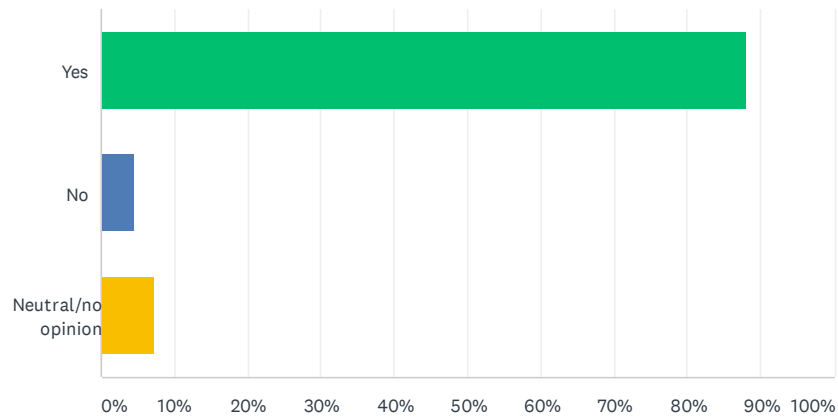
Answered: 109 Skipped: 0



ANSWER CHOICES	RESPONSES	
Facebook	86.24%	94
Twitter	17.43%	19
Our Website	45.87%	50
None of the above	7.34%	8
Other (please specify)	11.01%	12
Total Respondents: 109		

Q13 Do you feel that you have a 'voice' in how the school develops. Have you been properly consulted over changes -eg PE kit, school day, nursery?

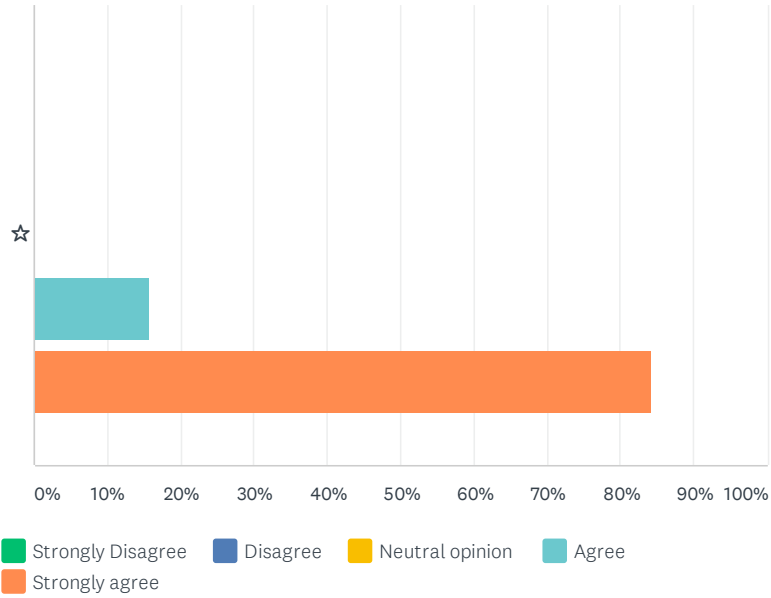
Answered: 109 Skipped: 0



ANSWER CHOICES	RESPONSES	
Yes	88.07%	96
No	4.59%	5
Neutral/no opinion	7.34%	8
TOTAL		109

Q14 Communication regarding the Coronavirus situation was good

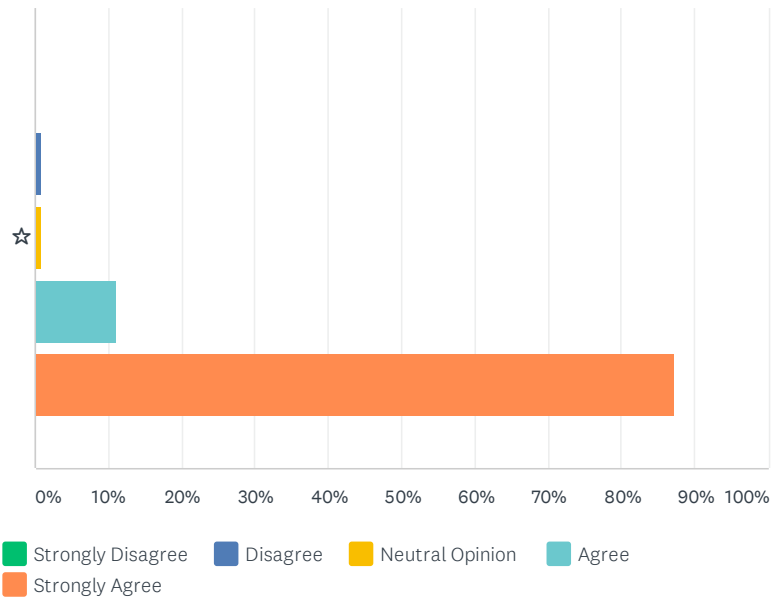
Answered: 109 Skipped: 0



	STRONGLY DISAGREE	DISAGREE	NEUTRAL OPINION	AGREE	STRONGLY AGREE	TOTAL	WEIGHTED AVERAGE
☆	0.00% 0	0.00% 0	0.00% 0	15.60% 17	84.40% 92	109	4.84

Q15 The school response to the Coronavirus situation was good

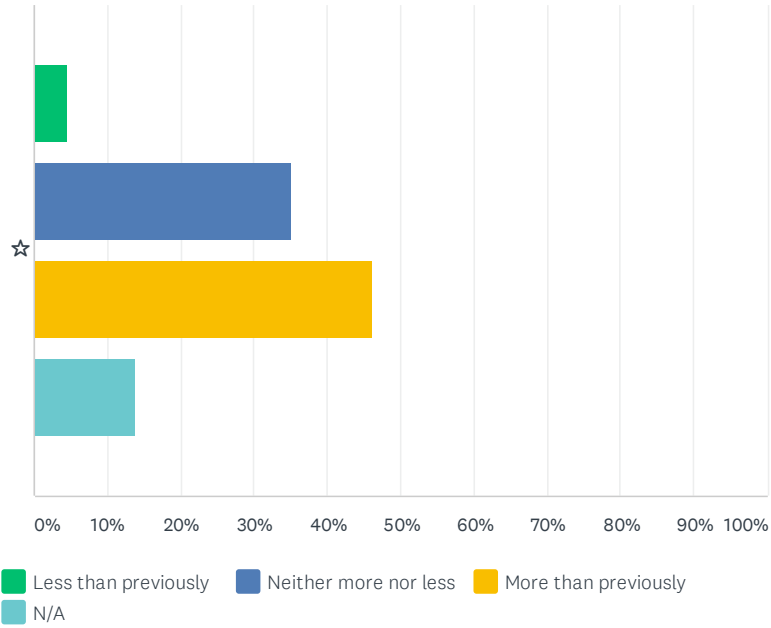
Answered: 109 Skipped: 0



	STRONGLY DISAGREE	DISAGREE	NEUTRAL OPINION	AGREE	STRONGLY AGREE	TOTAL	WEIGHTED AVERAGE
☆	0.00% 0	0.92% 1	0.92% 1	11.01% 12	87.16% 95	109	4.84

Q16 My child has enjoyed their topics and learning this year

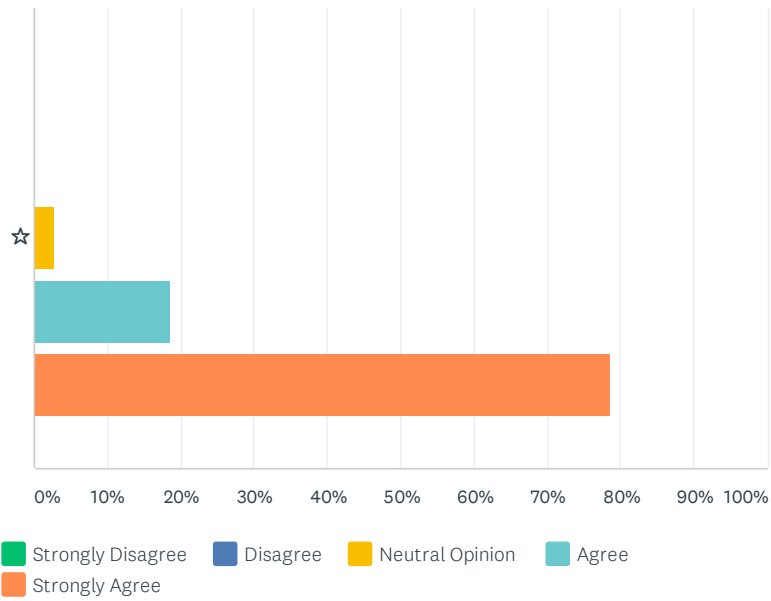
Answered: 108 Skipped: 1



	LESS THAN PREVIOUSLY	NEITHER MORE NOR LESS	MORE THAN PREVIOUSLY	N/A	TOTAL	WEIGHTED AVERAGE
☆	4.63% 5	35.19% 38	46.30% 50	13.89% 15	108	2.48

Q17 The focus on Wellbeing and Mental Health is a positive thing

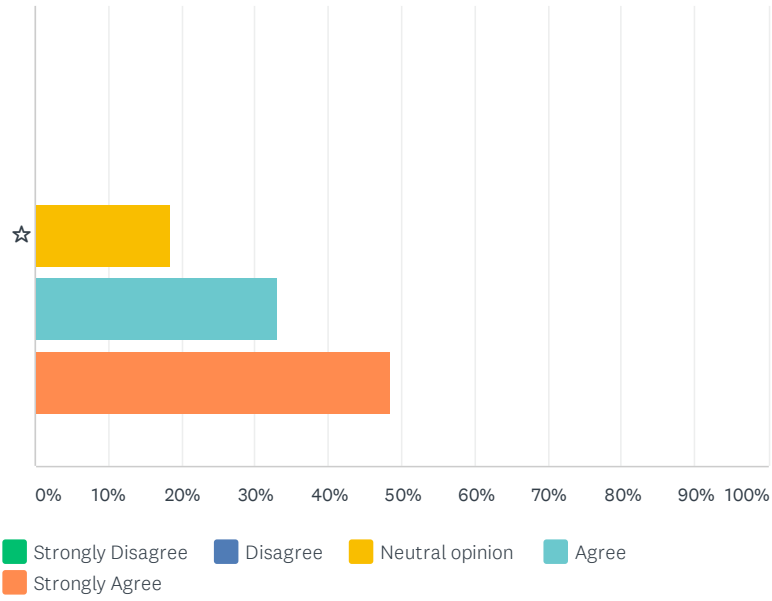
Answered: 108 Skipped: 1



	STRONGLY DISAGREE	DISAGREE	NEUTRAL OPINION	AGREE	STRONGLY AGREE	TOTAL	WEIGHTED AVERAGE
☆	0.00% 0	0.00% 0	2.78% 3	18.52% 20	78.70% 85	108	4.76

Q18 The Curriculum Enrichment offer (Transform Enrichment Diploma - TED and 50 Things To Do Before You Leave Parkdale) is a positive initiative

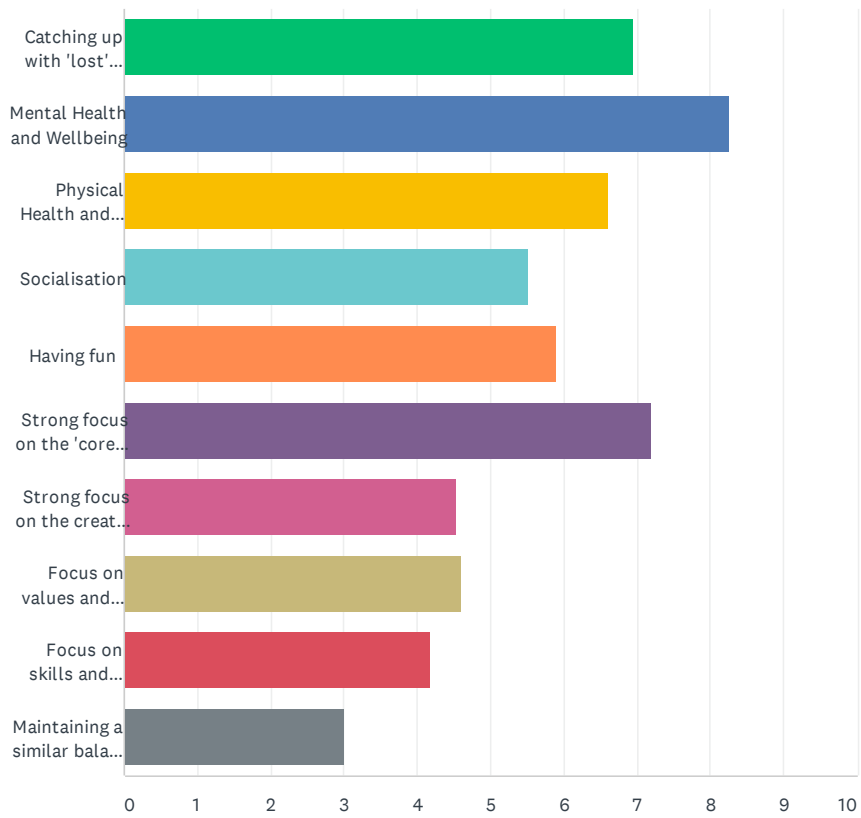
Answered: 109 Skipped: 0



	STRONGLY DISAGREE	DISAGREE	NEUTRAL OPINION	AGREE	STRONGLY AGREE	TOTAL	WEIGHTED AVERAGE
☆	0.00% 0	0.00% 0	18.35% 20	33.03% 36	48.62% 53	109	4.30

Q19 As we look at what we offer for next year, please rank the importance to you/your child of the following. 1 is the highest priority. Feel free to use N/A if you have no views on a line

Answered: 108 Skipped: 1

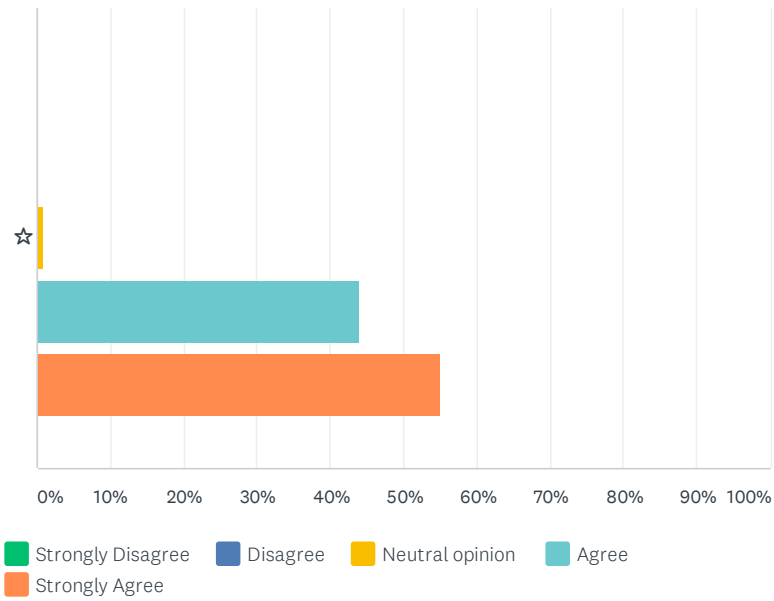


End of Year Feedback

	1	2	3	4	5	6	7	8	9	10	N/A	TOTAL
Catching up with 'lost' learning	26.21% 27	16.50% 17	5.83% 6	6.80% 7	3.88% 4	2.91% 3	3.88% 4	5.83% 6	9.71% 10	4.85% 5	13.59% 14	103
Mental Health and Wellbeing	33.66% 34	21.78% 22	9.90% 10	9.90% 10	8.91% 9	2.97% 3	0.99% 1	1.98% 2	0.00% 0	1.98% 2	7.92% 8	101
Physical Health and activity	3.96% 4	9.90% 10	19.80% 20	22.77% 23	11.88% 12	8.91% 9	5.94% 6	4.95% 5	3.96% 4	0.00% 0	7.92% 8	101
Socialisation	2.97% 3	6.93% 7	11.88% 12	14.85% 15	7.92% 8	10.89% 11	14.85% 15	7.92% 8	8.91% 9	2.97% 3	9.90% 10	101
Having fun	4.95% 5	8.91% 9	12.87% 13	11.88% 12	16.83% 17	10.89% 11	8.91% 9	4.95% 5	4.95% 5	5.94% 6	8.91% 9	101
Strong focus on the 'core subjects' - Reading, Writing and Maths	12.24% 12	18.37% 18	15.31% 15	8.16% 8	17.35% 17	12.24% 12	5.10% 5	2.04% 2	1.02% 1	0.00% 0	8.16% 8	98
Strong focus on the creative and other subjects	2.00% 2	4.00% 4	4.00% 4	6.00% 6	8.00% 8	18.00% 18	22.00% 22	14.00% 14	7.00% 7	7.00% 7	8.00% 8	100
Focus on values and character	3.09% 3	3.09% 3	7.22% 7	3.09% 3	12.37% 12	13.40% 13	9.28% 9	24.74% 24	9.28% 9	4.12% 4	10.31% 10	97
Focus on skills and knowledge	3.88% 4	5.83% 6	5.83% 6	6.80% 7	2.91% 3	6.80% 7	11.65% 12	13.59% 14	27.18% 28	7.77% 8	7.77% 8	103
Maintaining a similar balance to before 'lockdown'	5.66% 6	2.83% 3	2.83% 3	0.94% 1	2.83% 3	3.77% 4	6.60% 7	9.43% 10	11.32% 12	42.45% 45	11.32% 12	106

Q20 The school values - care for the environment, inclusiveness, tolerance, equality, positive self-identity - are the right ones to focus on.

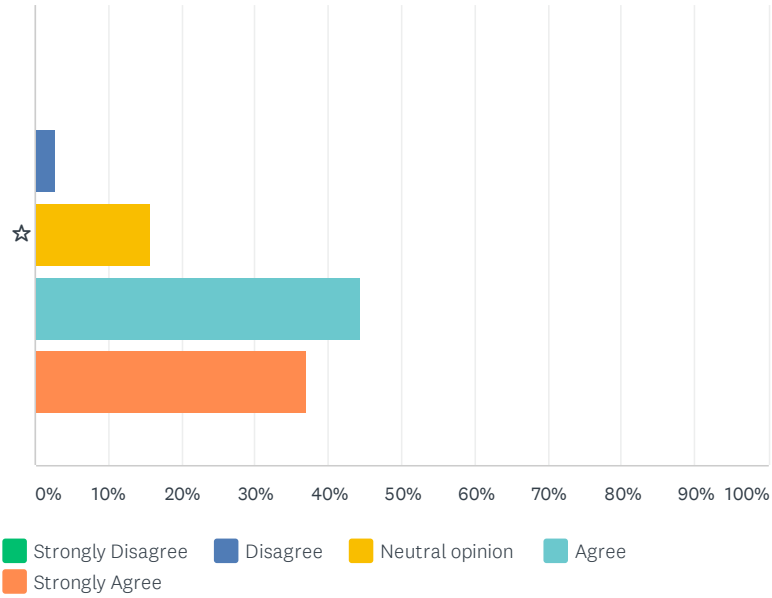
Answered: 109 Skipped: 0



	STRONGLY DISAGREE	DISAGREE	NEUTRAL OPINION	AGREE	STRONGLY AGREE	TOTAL	WEIGHTED AVERAGE
☆	0.00%	0.00%	0.92%	44.04%	55.05%	109	4.54
	0	0	1	48	60		

Q21 My child receives homework appropriate for their age

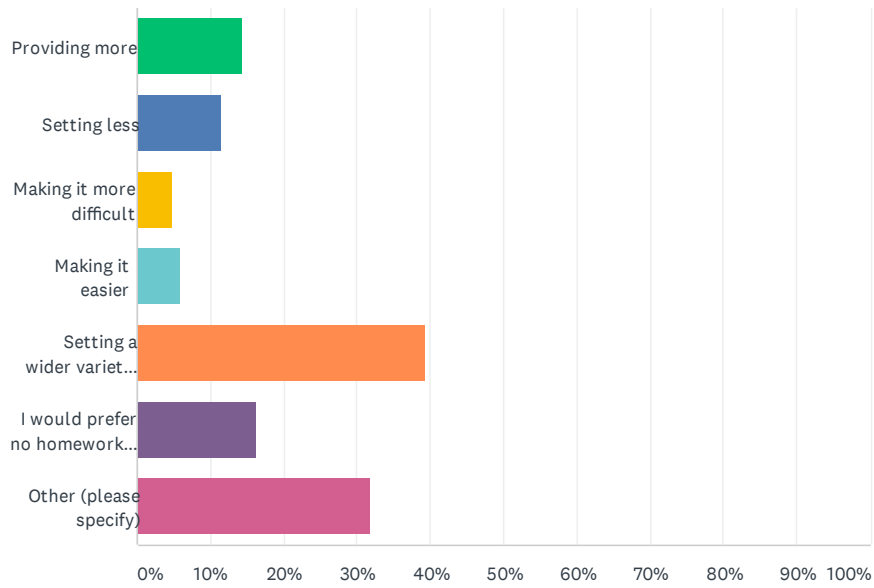
Answered: 108 Skipped: 1



	STRONGLY DISAGREE	DISAGREE	NEUTRAL OPINION	AGREE	STRONGLY AGREE	TOTAL	WEIGHTED AVERAGE
☆	0.00% 0	2.78% 3	15.74% 17	44.44% 48	37.04% 40	108	4.16

Q22 Homework could be improved by:

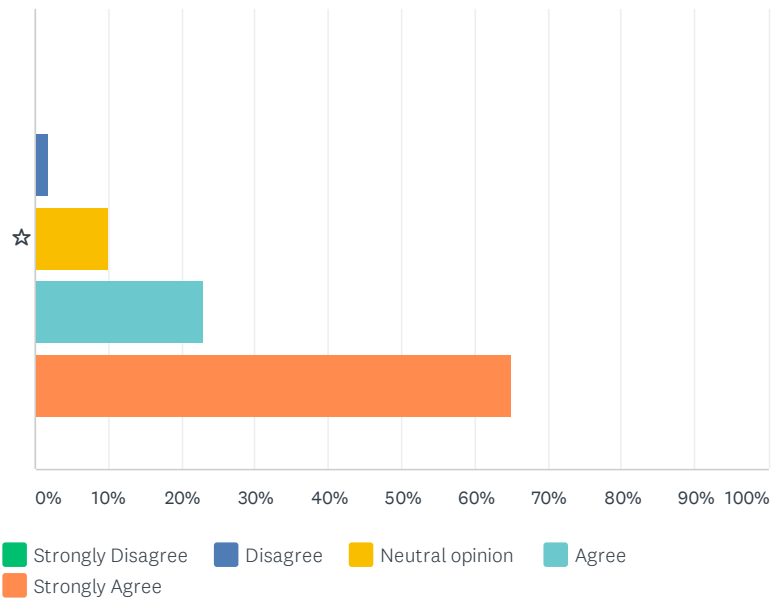
Answered: 104 Skipped: 5



ANSWER CHOICES	RESPONSES
Providing more	14.42% 15
Setting less	11.54% 12
Making it more difficult	4.81% 5
Making it easier	5.77% 6
Setting a wider variety of tasks	39.42% 41
I would prefer no homework whatsoever	16.35% 17
Other (please specify)	31.73% 33
Total Respondents: 104	

Q23 The programme of rolling out ipads so that all Key Stage 2 children now have 1-1 access to them to support learning has been a positive step.

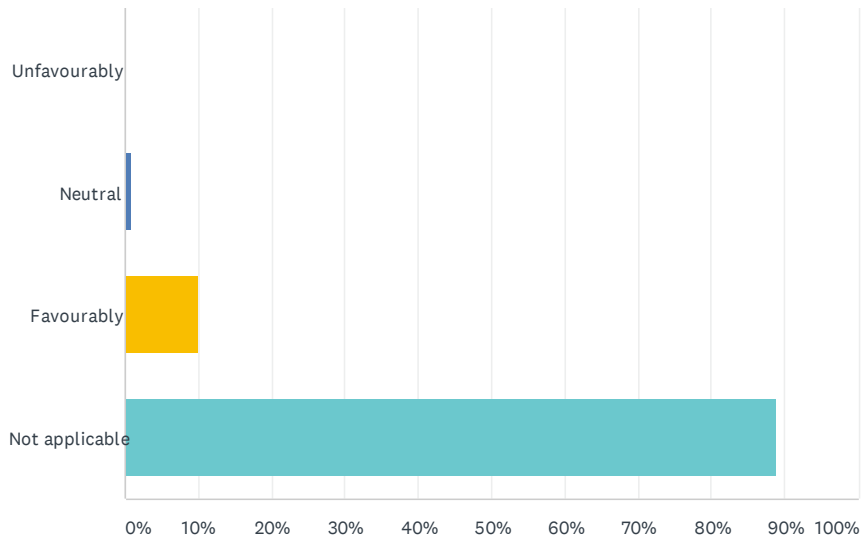
Answered: 109 Skipped: 0



	STRONGLY DISAGREE	DISAGREE	NEUTRAL OPINION	AGREE	STRONGLY AGREE	TOTAL	WEIGHTED AVERAGE
☆	0.00%	1.83%	10.09%	22.94%	65.14%	109	4.51
	0	2	11	25	71		

Q24 Has your child attended another primary school? If so, how does Parkdale compare?

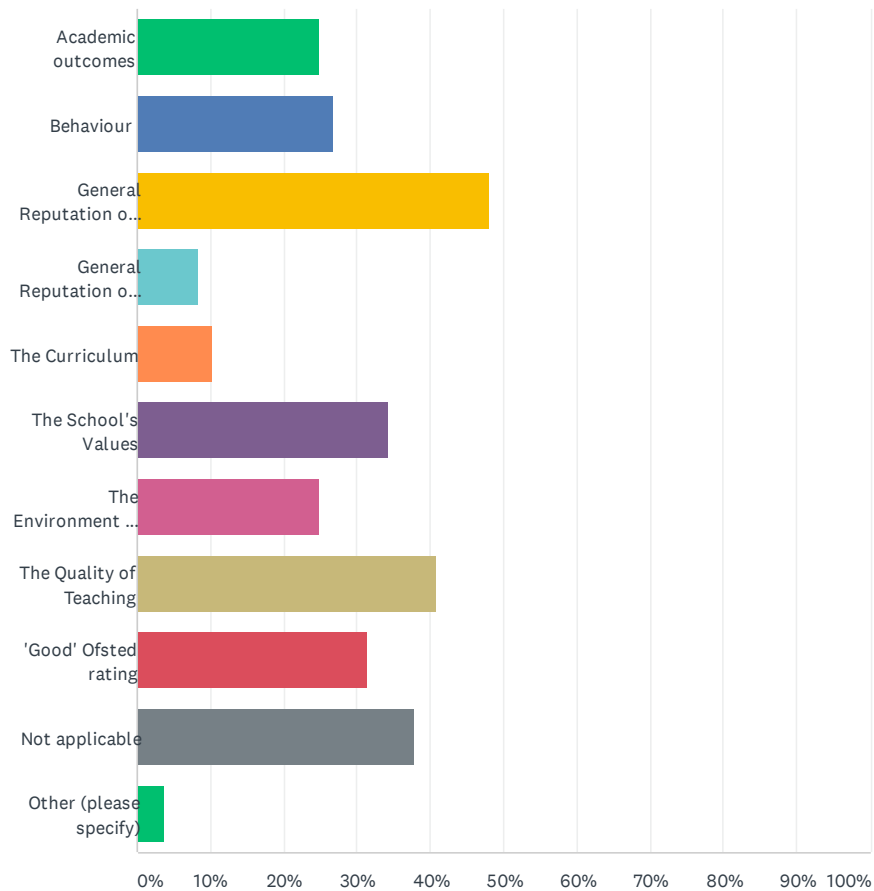
Answered: 109 Skipped: 0



ANSWER CHOICES	RESPONSES
Unfavourably	0.00% 0
Neutral	0.92% 1
Favourably	10.09% 11
Not applicable	88.99% 97
TOTAL	109

Q25 If you have chosen to send your child to Parkdale over another school - perhaps you live out of our catchment or have even moved to be in it - what led you to choose us?

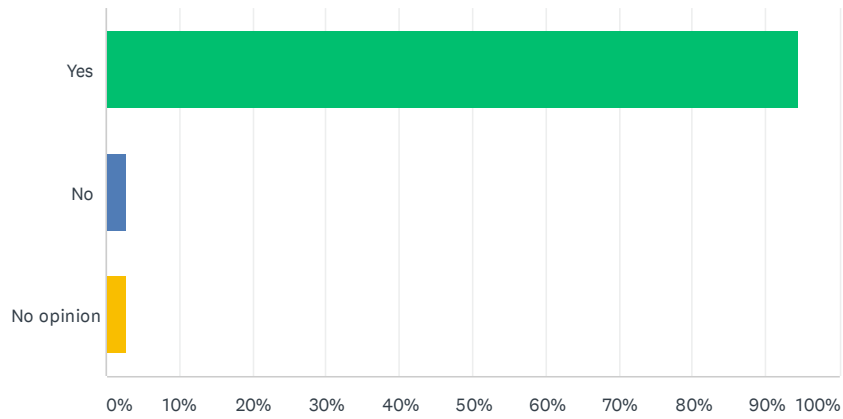
Answered: 108 Skipped: 1



ANSWER CHOICES	RESPONSES
Academic outcomes	25.00% 27
Behaviour	26.85% 29
General Reputation of the school	48.15% 52
General Reputation of Transform	8.33% 9
The Curriculum	10.19% 11
The School's Values	34.26% 37
The Environment and Facilities	25.00% 27
The Quality of Teaching	40.74% 44
'Good' Ofsted rating	31.48% 34
Not applicable	37.96% 41
Other (please specify)	3.70% 4
Total Respondents: 108	

Q26 Would you recommend Parkdale to another parent/carer?

Answered: 109 Skipped: 0



ANSWER CHOICES	RESPONSES	
Yes	94.50%	103
No	2.75%	3
No opinion	2.75%	3
TOTAL		109

Q27 Thank you for your time. We will collate the results over the Summer and report back to you when we return in the Autumn. Remember, you can contact your child's class teacher by email if you need to raise any issues from this survey or comment on their report. Alternatively, please feel free to leave any further comments or messages here:

Answered: 30 Skipped: 79